Symptoms Status Report

Generated on November 9, 2026, 9:33 AM

Patient Name:	Sample Patient
Conditions:	Migraine
Report Period:	10/10/2026 - 11/9/2026

These are transcripts of symptoms reported manually between October 10, 2026 and November 9, 2026 by the patient using their subjective feeling. This report is not a professional medical diagnosis.

Mood

Most often: Slightly Pleasant · Days with a mood: 31

Daily mood

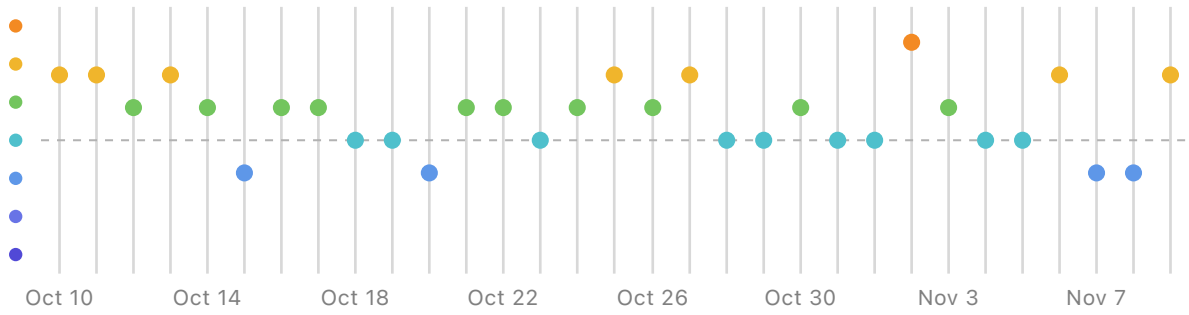

Migraine

Headache

You feel any pain, pressure, or throbbing in your head.

Mild: 19 Moderate: 16 Severe: 6

Related conditions: Migraine

Average Severity

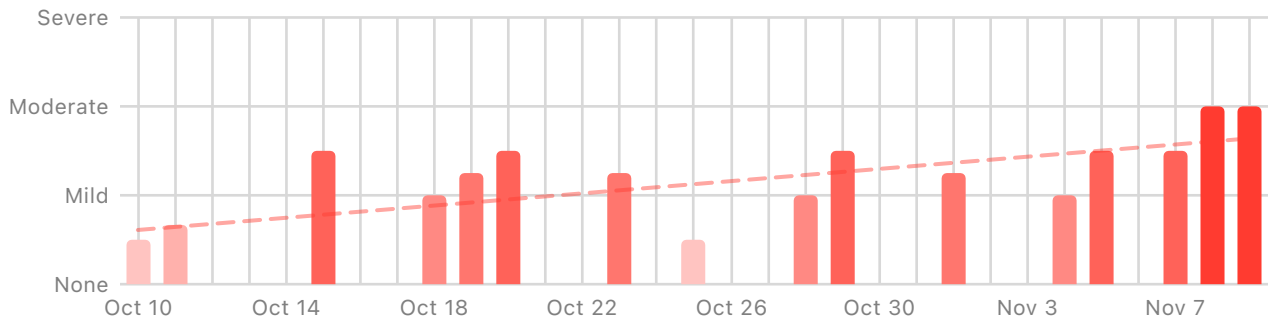

Symptom History

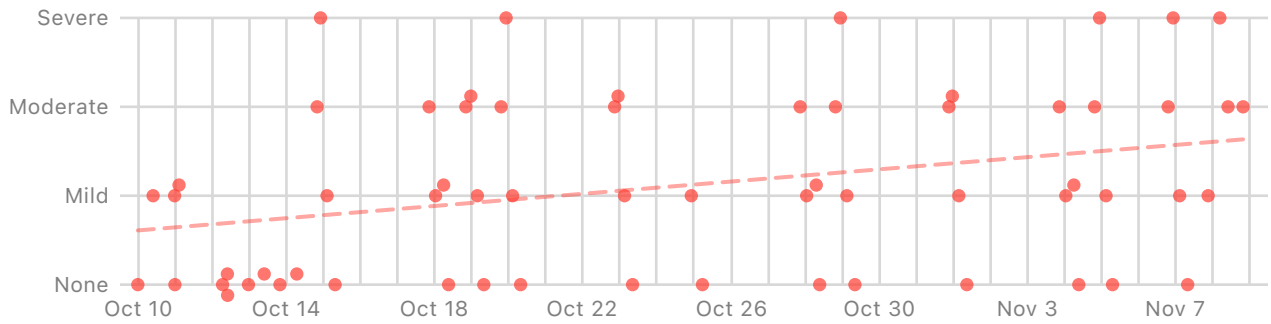

Year in Pixels

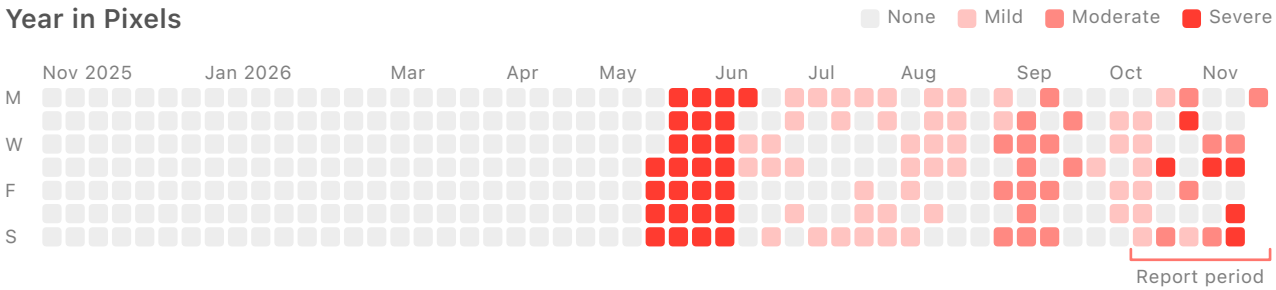

Episodes (15)

Typical length: 13 hours · Longest: 2 days

START	END	DURATION	PEAK	AVERAGE
10/10/2026	10/11/2026	14 hours	Mild	1.0 (Mild)
10/11/2026	10/12/2026	2 days	Mild	1.0 (Mild)
10/15/2026	10/15/2026	12 hours	Severe	1.9 (Moderate)
10/18/2026	10/18/2026	13 hours	Moderate	1.3 (Mild)

START	END	DURATION	PEAK	AVERAGE
10/19/2026	10/19/2026	12 hours	Moderate	1.6 (Moderate)
10/20/2026	10/20/2026	13 hours	Severe	1.9 (Moderate)
10/23/2026	10/23/2026	12 hours	Moderate	1.6 (Moderate)
10/25/2026	10/25/2026	7 hours	Mild	1.0 (Mild)
10/28/2026	10/28/2026	13 hours	Moderate	1.3 (Mild)
10/29/2026	10/29/2026	13 hours	Severe	1.9 (Moderate)
11/1/2026	11/1/2026	12 hours	Moderate	1.6 (Moderate)
11/4/2026	11/4/2026	13 hours	Moderate	1.3 (Mild)
● 11/4/2026 8:35 AM · Moderate		Stressful meeting, got worse right after.		
● 11/4/2026 6:01 PM · Mild		Too much coffee this morning, I think. ☕		
11/5/2026	11/5/2026	12 hours	Severe	2.0 (Moderate)
11/7/2026	11/7/2026	13 hours	Severe	1.9 (Moderate)
● 11/7/2026 7:14 AM · Moderate		Throbbing, light hurts. Lay down in a dark room.		
● 11/7/2026 2:40 PM · Mild		Better after a walk and lots of water. 🚶		
11/8/2026	Ongoing	1 day	Severe	1.9 (Moderate)
● 11/8/2026 10:05 PM · Moderate		Took ibuprofen at 9pm, slowly easing. 😮‍💨		
● 11/9/2026 7:50 AM · Moderate		Woke up with it. Rough night.		

An episode runs from the first log of the symptom to the log that marks it gone. Average: severity weighted by how long each level lasted (1 Mild, 2 Moderate, 3 Severe).

Nausea

You feel queasy, sick to your stomach, or an urge to vomit.

Mild: 4 Moderate: 2 Severe: 0

Related conditions: Migraine

Average Severity

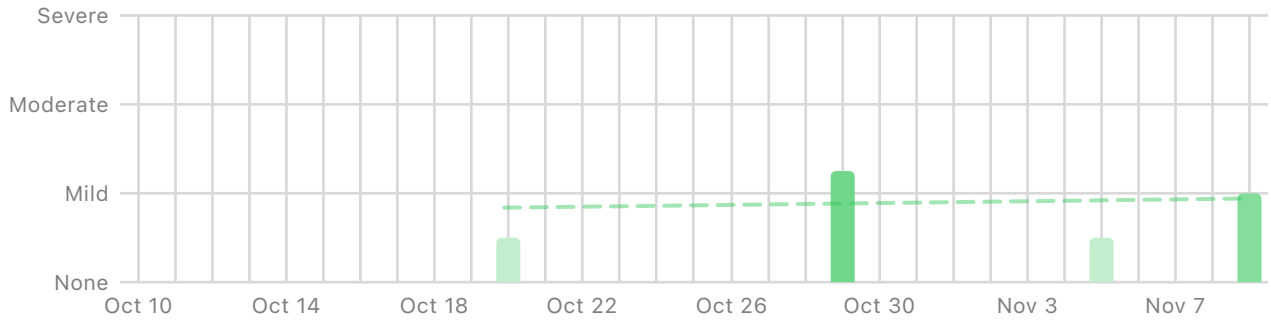

Symptom History

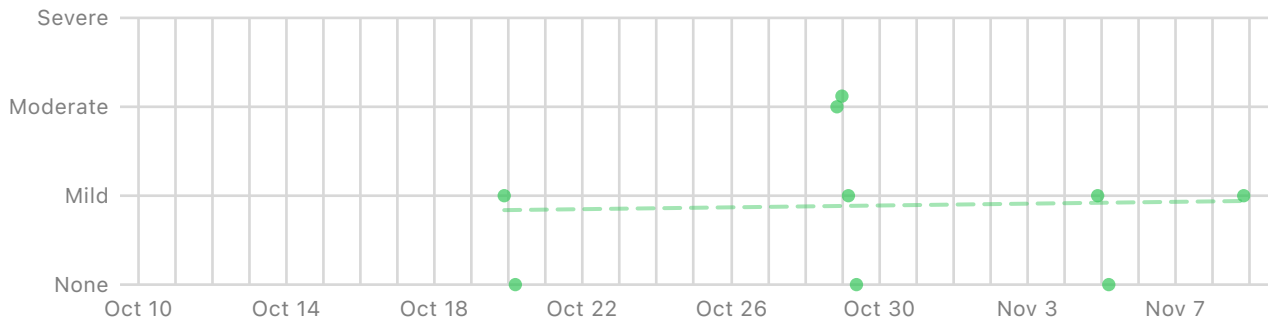

Year in Pixels

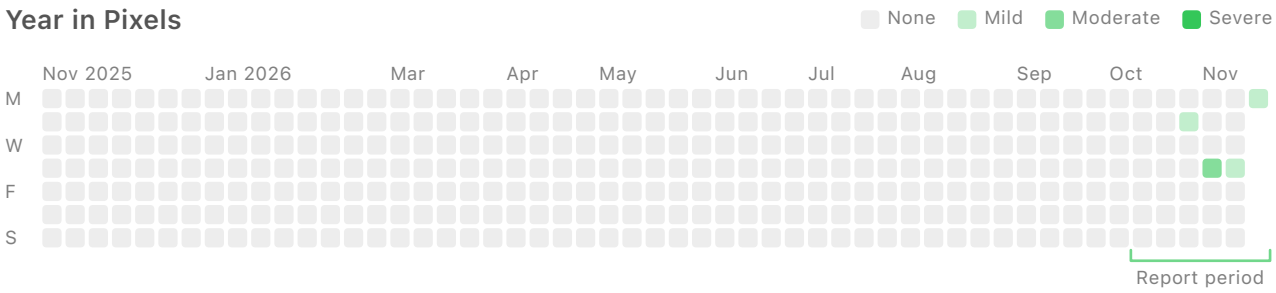

Episodes (4)

Typical length: 7 hours · Longest: 13 hours

START	END	DURATION	PEAK	AVERAGE
10/20/2026	10/20/2026	7 hours	Mild	1.0 (Mild)
10/29/2026	10/29/2026	13 hours	Moderate	1.6 (Moderate)
11/5/2026	11/5/2026	7 hours	Mild	1.0 (Mild)
11/9/2026	Ongoing	1 hour	Mild	1.0 (Mild)

Activities alongside Migraine

One column per day, Oct 10, 2026 to Nov 9, 2026. Top row: the worst symptom severity that day. Colored cells: days the activity was logged.

